ШАГ 1: Прикрутите сначала винты, обозначенные цифрой 1 на схеме, но не затятивайте.

ШАГ 2: Прикрутите винт, обозначенный на схеме цифрой 2, но не затягивайте.

ШАГ 3: Затяните все винты.

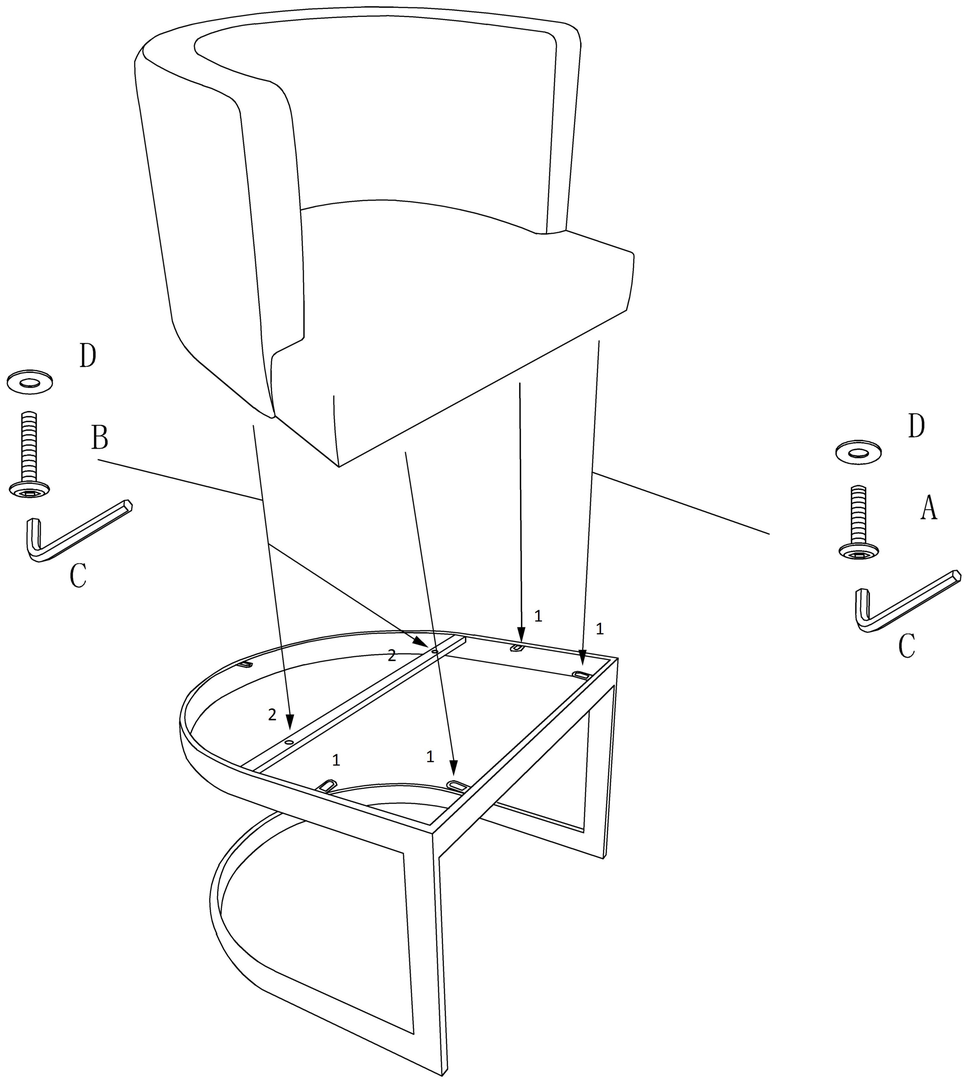

EAC

ИНСТРУКЦИЯ ПО СБОРКЕ

СТУЛ 76AR-612

1	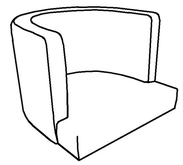	1 шт
2	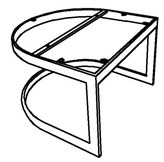	1 шт
A	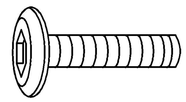	5 шт m6x20
B	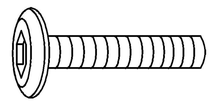	2 шт m6x25
C	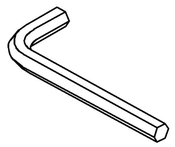	1 шт
D	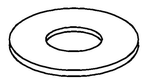	5 шт